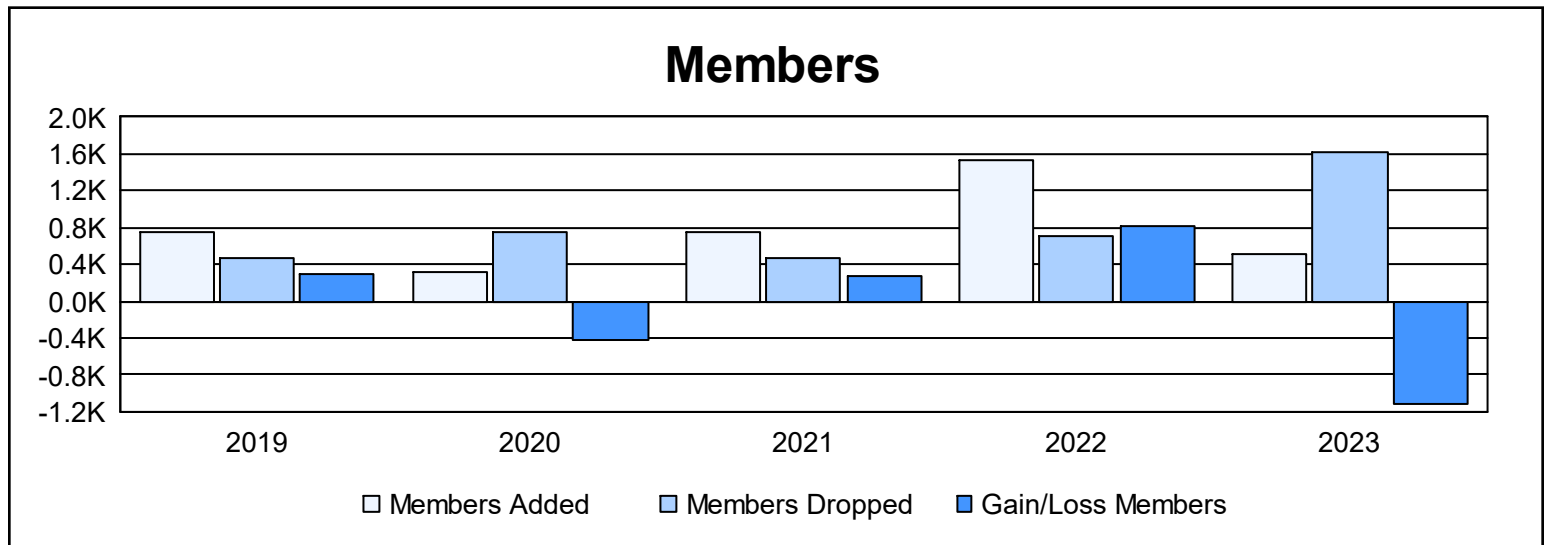
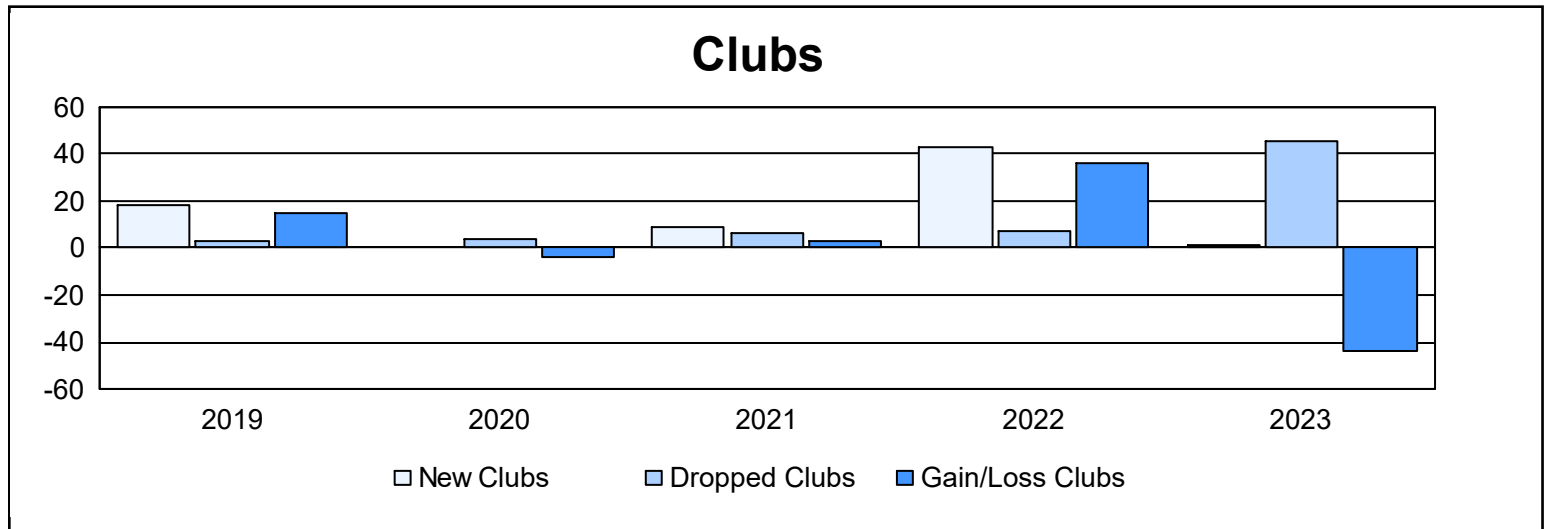
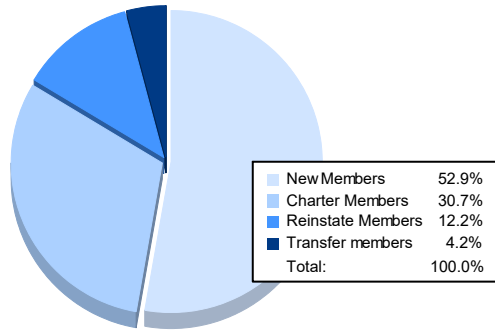


| Year           | New Clubs | Dropped Clubs | Gain/ Loss Clubs | New Members | Charter Members | Reinstate Members | Transfer Members | Total Member Added | Total Members Dropped | Gain/ Loss Members |
|----------------|-----------|---------------|------------------|-------------|-----------------|-------------------|------------------|--------------------|-----------------------|--------------------|
| 2018-2019      | 18        | 3             | 15               | 260         | 422             | 67                | 9                | 758                | 465                   | 293                |
| 2019-2020      | 0         | 4             | -4               | 150         | 75              | 51                | 46               | 322                | 741                   | -419               |
| 2020-2021      | 9         | 6             | 3                | 445         | 229             | 55                | 23               | 752                | 469                   | 283                |
| 2021-2022      | 43        | 7             | 36               | 418         | 1,054           | 34                | 21               | 1,527              | 717                   | 810                |
| 2022-2023      | 1         | 45            | -44              | 265         | 154             | 61                | 21               | 501                | 1,616                 | -1,115             |
| <b>Average</b> | <b>14</b> | <b>13</b>     | <b>1</b>         | <b>308</b>  | <b>387</b>      | <b>54</b>         | <b>24</b>        | <b>772</b>         | <b>802</b>            | <b>-30</b>         |



### Membership Composition June 2023 Cumulative



### Gender Composition June 2023 Cumulative

